



2025 PRODUCT BROCHURE

Made in Japan by Canycom
*Superior Japanese
Engineering*



TABLE OF CONTENTS

2-3	Core Features
4-5	Model CMX1404
6-7	Model CMX1810
8-9	Model CMX2304
10-11	Model CMX2406
12	Accessories
13	Warranty
14	Model Matrix

All Razorback equipment is manufactured in Japan by Canycom and available in all 4WD options. All models are certified with relevant CE approval.

The Razorback lawn and vegetation mower is a sure-footed beast, thriving in Australia's most formidable areas by eliminating any noxious weeds that dare to stand in its path, and taking you places that would destroy normal mowing equipment.

WANT MORE?

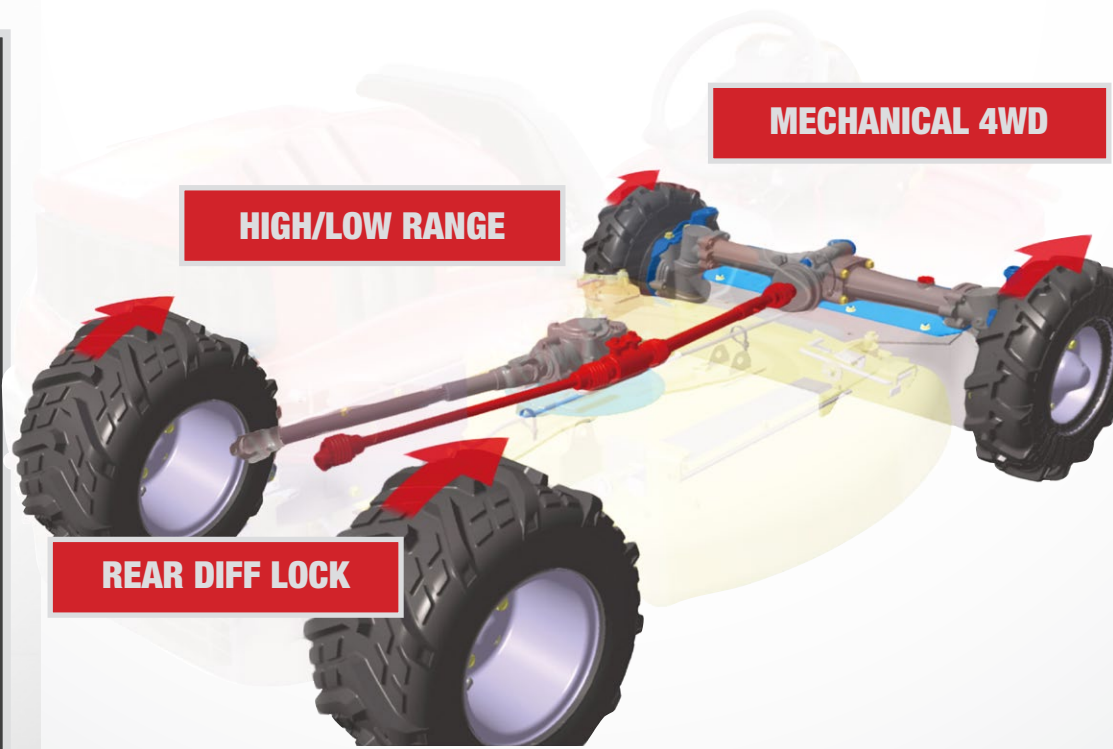
For more information including videos, FAQ's, specifications, or to request a demo, please visit our website:
www.therazorback.com.au



Powerful & Efficient 4WD SYSTEM

The Razorback features a tough 4WD system that is unique in its design and quality, and sets this vegetation mower apart from all other mowers.


You can switch from 2WD to 4WD, and depending on the ground conditions, engage the rear diff-lock. Operators will use the 4WD when negotiating steep slopes and engage the diff-lock for extreme undulating terrain. The drive train has a high and low range to best adjust your ground speed to your cutting conditions. This allows you to travel at maximum speed for open flat ground, or use low range to gear down for ultimate power to the 4WD system.



Tough 4WD system



Dual range final drive



Tough, double expanding brakes



Easily accessible controls




Rock Solid Engineering SHAFT DRIVE and HIROSAKI BLADES

The Razorback shaft drive is shared across all models, allowing direct transfer of horsepower to the cutter deck through a PTO shaft. This is the most efficient and effective way of getting power to the blades. Shaft drive is stronger and more reliable than belt drive units, because it eliminates the frustration of having to replace expensive belts, which commonly break in extreme cutting conditions. The shaft drive is a more advanced design and will save you money in the long run.

Razorback blades are composed of special steel known as Hirosaki steel, which is manufactured with special techniques that give it similar properties to Damascus steel.

These techniques involve the metal being folded, forged, tempered and quenched repeatedly, to achieve a special linear grain for which the Samurai Swords gain their legendary ability to cut hard materials while causing little damage to the blade. The techniques used to produce the traditional Samurai Sword have evolved over centuries and have enabled the Japanese to manufacture steel with incredible properties. These special Hirosaki blades are amazingly tough on impact with timber and rock material, but can still be sharpened without specialist tools.



The Razorback Mowers have NO DECK BELTS! This means you can take the Razorback to its fullest capacity and explore extreme areas, without the fear of breaking a belt.

TOUGH SWINGING BLADE SYSTEMS

Make ride on mowing and brush cutting even easier with this unique patented blade replacement system.

No tools are necessary. Anyone can change the blades with ease in the field.

Tool-less blade change only available on CMX1810 & CMX2304




Easy Tool-less Blade Change



Shaft Drive - Gets all the power to the blades



Tough Shaft Driven Gearbox



CMX1404

ULTRA STABLE AND COMPACT, SHAFT DRIVEN MOWER
FOR LONG GRASS & SMALL SHRUBS

The CMX1404 Razorback is the entry level Razorback. Featuring a shaft driven cutting platform and Hirosaki blades (based on the metallurgy of the famous Samurai sword), mean this mower will go places.

With a single cylinder Honda engine, this is a fantastic opportunity to get a 4WD mower at an affordable price. It will handle steep slopes with ease and eat its way through scrub and vegetation like no other mower! Explore what you once thought was impossible and go places your old mower couldn't!

BOOK A DEMO



THE UNSTOPPABLE 4WD MOWER.





BENEFITS

- Ultra low seat position creating more stability for hillside mowing
- Low centre of gravity for amazing stability on slopes and rough terrain
- Ultra tough shaft drive for maximum torque and low maintenance
- Easy and safe control layout so anyone can operate
- Compact mowing width for maneuverability and access
- Tight turning radius for mowing around trees
- Diff lock for ultimate traction
- Safety tilt sensors

SPECIFICATIONS

Model: CMX1404

Cutting Width: 975mm

Cutting Height: 0-150mm (stepless)

Max. Speed: 13.4 km/h

Min. Turn Radius: 1900mm

Fuel Tank: 6.1L

Gearbox: Selectable high & low ratio


Transmission: Dual Range Infinitely variable hydro
-selectable 2WD or 4WD

Axles: Full cast iron front & rear axle (like a compact tractor)

Diff Lock: Selectable Positive Diff Lock




12HP HONDA GX390 ENGINE.



SUPER TOUGH SHAFT DRIVEN GEARBOX.



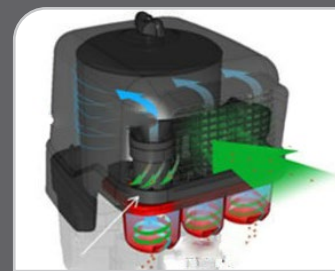
EASY CRUISE CONTROL STYLE GROUND SPEED CONTROL.



EASY AND CONVENIENT HEIGHT OF CUT CONTROL.



EASY PARK BRAKE/FOOT BRAKE CONTROL.



NEW "CYCLONE" AIR CLEANER SYSTEM.

CMX1810

**BUILT TOUGH - DUAL RANGE + 4WD
SHAFT DRIVE MOWER WITH 18HP VANGUARD**



The CMX1810 Razorback 4WD has all the features you want on any All Terrain mower. At the heart of the Razorback 4WD transmission is a mechanical drive shaft that runs from the rear diff to the front axle which drives the front planetary hubs, giving you the ultimate torque at the front of the mower - similar to a conventional off-road 4WD vehicle. This puts the power where you need it on steep slopes and assists with steering in extreme conditions. The positive diff-lock increases the traction in challenging climbing conditions.

This unit must be seen to be believed and is only out performed by its big Brother (CMX2304). Put it to the test and bring your scrub under control today.

BOOK A DEMO



**THE ULTIMATE LAWN AND
VEGETATION MOWER.**



BENEFITS

- Dual range for increased pulling and climbing power
- No deck belt! Explore extreme terrain without the fear of breaking a belt
- Steering column adjustable for reach, length and angle
- Hour meter and grab handles
- Ultra tight turning circle
- Specialist Diff lock for traction (works just as well climbing & descending)
- Easy tool-less blade changing - unique swinging & opening blade guard
- Shaft Driven cutting deck

SPECIFICATIONS

Model: CMX1810

Cutting Width: 975mm

Cutting Height: 0 – 150mm (stepless)

Max. Speed: 14.2km/h


Min. Turn Radius: 1900mm

Fuel Tank: 18L

Transmission: Dual Range Infinitely variable hydro
(selectable 2WD or 4WD)

Axles: Full Cast Front & Rear Axle (Like a compact tractor)

Diff Lock: Selectable Positive Diff Lock



18HP VANGUARD ENGINE.



SUPER TOUGH SHAFT DRIVEN GEARBOX
WITH ADJUSTABLE DISCHARGE DECK.



FOOT PEDAL HEAL/TOE FORWARD
REVERSE.



SHAFT DRIVEN 4WD.



SELECTABLE DIFF LOCK AND 4WD
CONTROLS.

CMX2304

GRUNTIEST 4WD FOR MUD, CLIMBING,
LONG AND SHORT GRASS, BRUSH AND SCRUB

The CMX2304 Razorback is the ultimate extreme terrain mower! This unit has all the grunt, mowing ability and features that you would expect in a 4WD. With the extra horsepower and ground clearance, the impossible can now be reached with this model. Ever thought you could change a set of blades without tools? Almost every element of maintenance is that easy. Not only can you change blades without tools but the deck sides open, making maintenance a breeze. Make yourself comfortable and take control of the scrub with the adjustable steering column and low seat position to avoid obstacles. This 4WD ride on brush cutter is built for the harsh Australian conditions. You need to see it to believe what it is capable of!

BOOK A DEMO



EXPLORE THE UNTHINKABLE.



**SEEING IS
BELIEVING**
BOOK A DEMO



BENEFITS

- Ultra low seat position to avoid obstacles
- Low centre of gravity for amazing stability on slopes and rough terrain
- Ultra tough shaft drive for strength and durability
- Easy and safe control layout for ease of operation
- Compact mowing width for maneuverability and access
- Tight turning radius of 1900mm
- Selectable 4WD & diff lock for ultimate traction (Works just as well climbing & descending)
- Easy tool-less blade changing with unique swinging & opening blade guard

SPECIFICATIONS

Model: CMX2304

Cutting Width: 975mm

Cutting Height: 0 – 150mm (stepless)

Max. Speed: 14.2km/h

Min. Turn Radius: 1900mm

Fuel Tank: 18L

Transmission: Dual Range Infinitely Variable Hydro

- Selectable 2WD or 4WD - charge pump with 4L hydro reservoir

Axles: Full Cast Front & Rear Axle (Like a compact tractor)


Diff Lock: Selectable Positive Diff Lock



23HP V-TWIN VANGUARD ENGINE.




SUPER TOUGH SHAFT DRIVEN GEARBOX WITH ADJUSTABLE DISCHARGE DECK.



EASY CRUISE CONTROL STYLE GROUND SPEED CONTROL.



EASY AND CONVENIENT HEIGHT OF CUT CONTROL.



SELECTABLE DIFF LOCK AND 4WD CONTROLS.



DONALDSON AIR CLEANER WITH CYCLONE PRE-CLEANER.

CMX2406

**GRUNTIEST 4WD FOR MUD, CLIMBING,
LONG AND SHORT GRASS, BRUSH AND SCRUB**



The CMX2406 ride-on brush cutter is built for demanding environments, delivering professional-grade performance with enhanced durability and safety.

Designed for tough conditions, it features a standard folding ROPS for improved operator protection while allowing for easy transport and storage. Its unique nudge bar adds extra front-end protection, reinforcing its durability in rugged terrain.

With its powerful capabilities and robust design, the CMX2406 is an ideal choice for both commercial and individual users looking for reliability, safety, and efficiency in every job.

BOOK A DEMO

**YOU HAVE TO SEE IT, TO
BELIEVE IT.**





BENEFITS

- **Extreme Durability:** Full steel body and cyclone air cleaner for heavy-duty use.
- **Enhanced Safety:** Advanced features protect users on rough terrain.
- **Powerful Performance:** Handles steep, uneven, and overgrown areas with ease.
- **Versatile Applications:** Ideal for government, vegetation and property management.
- **Efficiency for Landscapers:** Boosts productivity in tough conditions.
- **Reliable for Hire Agencies:** Durable build ensures low maintenance.
- **Perfect for Property Owners:** Easily manages rough and sloped terrain.
- **Essential for Government Use:** Reliable for parks, reserves, and fire trails.

SPECIFICATIONS

Model: CMX2406

Cutting Width: 975mm

Cutting Height: 0 – 170mm (electric)

Max. Speed: 13.8km/h

Min. Turn Radius: 1800mm

Fuel Tank: 20L

Transmission: Dual Range Infinitely Variable Hydro


- Selectable 2WD or 4WD - charge pump with 4.5L hydro reservoir

Axles: Full Cast Front & Rear Axle (Like a compact tractor)

Diff Lock: Selectable Positive Diff Lock



22HP HONDA GX690 ENGINE.



SUPER TOUGH SHAFT DRIVEN GEARBOX WITH ADJUSTABLE DISCHARGE DECK.



EASY CRUISE CONTROL STYLE GROUND SPEED CONTROL.



EASY AND CONVENIENT HEIGHT OF CUT CONTROL.



SELECTABLE DIFF LOCK AND 4WD CONTROLS.



DONALDSON AIR CLEANER WITH CYCLONE PRE-CLEANER.

Optional ACCESSORIES

For more information
and accessories visit
www.therazorback.com.au

ROPS



A Rollover Protection System (ROPS), complete with a seat belt, is an optional accessory to improve operator protection in the case of accidental roll-overs and tip-overs. ROPS can be fitted to any model in the Razorback range (Comes standard on the CMX2406 - Optional folding).



CANOPY

The sun canopy is designed to give you protection from the sun and heat while you're out all day! Can be easily fitted to any model in the Razorback range that is fitted with a ROPS.



RECOVERY WINCH

The 12 Volt DC Electric Winch is designed to pull you out of difficult situations! 15M long, with a 4mm wire rope, it fits all models. This winch is designed to pull its own weight for recovery bog purpose only; not for towing, hauling or use as a crane. Only to be used in 60 second bursts.



DUAL WHEELS



SUSPENSION SEAT



FIRE EXTINGUISHER



TOW HITCH



The Razorback WARRANTY

The Razorback warranty period is equal to 3 years or 1000 hours (whichever comes first), and warrants the original retail purchaser that the Razorback machine shall be free from defects in material and/or manufacturer's workmanship for the warranty period.


Warranty Repairs must be performed by authorised Razorback dealers, who are best able to determine the proper repair and warranty process.

For warranty claims to be honoured, the Razorback must be serviced according to the maintenance schedule as detailed in the owners manual. It is recommended that your servicing is performed by an authorised Razorback dealer.

3 **1000**
YEARS **HOURS**

OUR WARRANTY IS OUR WORD.

Visit www.therazorback.com.au/warranty for more details



Customer Testimonials

PRODUCT  REVIEW
.COM.AU

Absolute beast of a machine! I'm using it on a super hilly property (20° angle) for mowing and towing my C13 Honda chipper and trailer. Amazing all-terrain machine – love it and it's easy to operate. Comfortable ride with the choice between 2WD and 4WD plus diff lock, and I added a rear winch – a great additional tool for my challenging property.

PETE, SOUTH EAST QUEENSLAND
2025

It's ability surpasses my expectations – A terrific machine with no peer. It cuts well on flat and undulating terrain. It even powers up my 40 degree gradient. Small saplings, lantana are cut with ease. Highly recommend.

GAVIN, NSW

Game changer – Unlike any other ride on .. can go over most terrains & steep angles .. has revolutionised my business ..easily operated by my wife & makes the most difficult jobs safer , quicker and more profitable

GRANT O.



GRASS IT MOWS

- Tough
- Long
- Brush
- Rough
- Slopes
- Regrowth
- Wet
- Muddy
- Lawn
- Tangled
- Vines

+COMMON WEEDS INCLUDING



Acacia
(Non Native)

African Boxthorn

American Rats
Tail Grass



Asparagus Fern

Blackberry

Black Wattle

Bracken



Camphor Laurel

Cobblers Peg

Dutchman's Pipe

Fireweed



Fern

Giant Parramatta
Grass

Giant Rats Tail
Grass



Gorse

Grader Grass

Groundsel

Kikuyu Grass

Lantana

Lomandra

Molasses Grass

Mother-Of-
Millions

Needle Grass

Parramatta Grass

Parthenium

Patterson's Curse

Prickly Acacia
Regrowth

Prickly Pear

Privet Regrowth

Rats Tail Grass

Thistle



Tobacco Weed

Tussock

Tortured Willow
Regrowth

Water Reed

Wattle





SPECIFICATIONS

Model	CMX1404	CMX1810	CMX2304	CMX2406
Manufacturer	Canycom - Japan	Canycom - Japan	Canycom - Japan	Canycom - Japan
Engine Manufacturer/Model	Honda GX390	Vanguard 3564	Vanguard 3864	Honda GX 690RH-TXFC
Displacement (cc)	389	570	627	688
Torque	26.5 Nm	35.5 Nm	43 Nm	48.3 Nm
HP	12	18	23	22
Fuel type	Petrol	Petrol	Petrol	Petrol
Fuel capacity (L)	6.1	18	18	20
Ground speed (Km/hr)	Low Range: 7 High Range: 14	Low Range: 7 High Range: 14	Low Range: 7 High Range: 14	Low Range: 7 High Range: 14
Transmission	Variable hydrostatic forward and reverse	Variable hydrostatic forward and reverse	Variable hydrostatic forward and reverse	Variable hydrostatic forward and reverse
Final drive	Selectable 4wd heavy duty dual range w. positive diff lock	Selectable 4wd heavy duty dual range w. positive diff lock	Selectable 4wd heavy duty dual range w. positive diff lock	Selectable 4wd heavy duty dual range w. positive diff lock
Brakes - (F) front (R) rear	Enclosed internally expanding automotive style (F/R)	Enclosed internally expanding automotive style (F/R)	Enclosed internally expanding automotive style (F/R)	Enclosed internally expanding automotive style (F/R)
Turning radius (mm) inside	1900	1900	1900	1800
Lights	Front	Front	Front	Front
Warranty*	3 Years / 1000 Hours	3 Years / 1000 Hours	3 Years / 1000 Hours	3 Years / 1000 Hours
Weight (kg) - fuel tank full	365	370	375	445
Overall dimensions (mm)	1900L x 1100W x 1000H	1920L x 1020W x 1000H	1920 x 1020W x 1030H	1950 x 1055W x 1725H (1040 ROPS fld)
Cutting height (mm)	0-150 (stepless)	0-150 (stepless)	0-150 (stepless)	0-170 (electric)
Cutting width (mm)	975	975	975	975
Gradeability/Stability	25°/25°	25°/25°	25°/25°	25°/25°
Blade system**	Bolt on swing blades	Tool-less Easy Change - Swing Blade	Tool-less Easy Change - Swing Blade	Tool-less Easy Change - Swing Blade
Drive system	Shaft Drive	Shaft Drive	Shaft Drive	Shaft Drive

BOOK A FREE DEMO ON YOUR PROPERTY TODAY

1800 088 567 | www.therazorback.com.au

* Refer to website for more details on our warranty.
 ** Refer to website for blade options. Ask us about our additional options and accessories.